




# TOWNHOMES

---

COLOUR SELECTION &  
INCLUSIONS

A seamless colour selection experience.

The Nostra Homes team and I are dedicated to deliver a premium level of service at every step of your Nostra Homes journey, enhancing and maximising your home building experience.



Anthony Caruana  
Founder

The Nostra difference.

Delivering architecturally inspired design and craftsmanship.



Architecturally designed homes



Dedicated Customer Service Officer



12 Months RACV Home Assist



25 Year Structural Guarantee



Carefully curated colour schemes



Trusted suppliers and construction method



Energy Efficient



All Electric homes

NOTE All colours shown in this book are a guide only. Categories and colours are indicative and can be subject to change.

Built for living™

General	
Guarantee	25 year structural guarantee
Construction	Dwelling constructed independently
Connections	
Taps	Garden tap
Stormwater	Stormwater drains
Sewer	Sewer drains
Utilities	Electricity and water connections
Fibre Optic	Fibre optic provisions (does not include installation of hub or final connections)
Costs	All connections exclude consumer connection fees and utility account opening fees
Foundations	
Site Costs	Fixed site costs (includes rock and retaining walls) Note: Retaining walls are included for structural requirements only. Any retaining wall requirements for landscaping are not included
Slab	Engineered concrete slab
Framing	
Wall Frames	Stabilised pine or steel wall frames with lintels and beams
Ceiling	Engineered designed roof trusses
Ceilings	
Single Storey	2590mm high ceilings
Double Storey	2590mm high ceilings to main living and 2440mm to other level
Plasterwork	Cove cornice to entire home
Windows	
Material	Aluminium windows
Locks	Keyed locks to all windows
Facade	
Facade	Facade as noted in approved architectural drawings
External Cladding	
Cladding	VBA compliant cladding
Roof	
Roof Materials	Metal sheet roofing or concrete roof tiles (floorplan specific)
	Coloured fascia, gutter, downpipes and cappings

Insulation	
Wrap	Sisalation wall wrap
External Walls	Wall batts to external walls
Ceiling Cavity	Insulation wool to ceiling cavity of living areas
Hot Water System	Electrical storage hot water unit
Garage	
Garage Door	Panel lift garage door with 2 hand held and 1 wall mounted remote control
Staircase	
Stairs	MDF treads and risers with carpet (floorplan specific)
Doors / Furniture	
Entry	Solid core door with digital entrance lock
Internal	Flush panel doors with satin chrome passage handles and air cushioned door stops. Ensuite & laundry door is floorplan specific. (refer to contract plans)
Robes	Chrome knob to robe cupboards
Skirting / Architraves	
Mouldings	67mm x 18mm primed MDF skirting and architraves
Wet Area	Tiled skirting 100mm to wet areas
Shelving	
Robes	1 x melamine shelf with chrome hanging rails
Linen	3 x melamine shelves
Pantry	4 x melamine shelves
Electrical	
Safety Switches	Safety switches (residual current devices)
Smoke Detector(s)	Direct wired smoke detectors
Internal Light Points	LED downlights to home (as per plan)
External Lights	1 x rear flood light
Exhaust Fans	Exhaust fans to areas with no openable window
Power Points	1 x double powerpoint to each room (refer to electrical plans)
TV/Phone Point	1 x television and phone point (refer to electrical plans)
Data Point	1 x data point (refer to electrical plans)

Heating / Cooling	
Heating Panels	Heating panels to all bedrooms and second living (floorplan specific)
Cooling System	Reverse cycle split system to main living (unit size is floorplan specific)
Toilets	
Toilet Suite	Dual flush cisterns with vitreous china pan
Toilet Roll	Toilet roll holders
Basin	Wall mounted basin with mirror to powder room (floorplan specific)
Bathroom and Ensuite	
Cabinetry	Laminate cabinets
Benchtops	20mm mineral surface benchtops
Basin/Tapware	Vitreous china designer basins with chrome flick mixers
Bath	Freestanding bath with chrome outlet and tap set (floorplan specific)
Mirror	Polished edge mirrors (size is width of vanities)
Shower Base	Tiled shower base
Shower Screen	Framed pivot door screen to all showers
Shower Outlet	Wall mounted shower on rail with chrome mixer
Towel Holder	Double towel rail holder or 2no. hooks (floorplan specific)
Handles	Finger pull cabinetry and doors to bathroom/ ensuite (where applicable)
Australian Made Kitchen	
Benchtops	20mm mineral surface benchtops
Doors/Drawers	Laminate panels and doors
Overhead Cupboards	Overhead cupboards above kitchen including feature open shelf
Sink	Stainless steel sink with chrome mixer
Handles	Finger pull cabinetry and doors to kitchen (where applicable)
Solar	
Solar PV	Minimum 2kw solar PV system with inverter (size to be determined at build stage)

Appliances	
Oven	600mm Fisher & Paykel black built-in oven
Cooktop	600mm Fisher & Paykel black induction cooktop
Rangehood	Fisher & Paykel stainless steel undermount rangehood
Dishwasher	600mm Fisher & Paykel stainless steel dishwasher
Laundry	
Trough	Freestanding laundry trough with cabinet and chrome mixer
Flooring	
Flooring	Timber laminate (please refer to standard floorplan for locations)
Floor Tiles	Ceramic floor tiles to bathroom, toilet, ensuite and laundry
Carpet	Carpet to remainder (refer to standard plans)
Wall Tiles	
Kitchen	Ceramic wall tiles to above kitchen bench including behind feature shelving
Shower	Ceramic wall tiles to shower walls
Bath	Ceramic wall tiles bath edge to floor
Paint	
Ceiling	Premium 2 coat ceiling paint system
Internal Walls	Premium 3 coat wall paint system
Timberwork	High gloss enamel to all interior wood work and doors
Cladding	2 coats to all exterior claddings
External	
Driveway	Concrete driveway (as per plan)
Landscaping	Full front and rear landscaping with plants, pebbles and mulch
Fencing	Fixed fencing to all boundaries to developers requirements (refer to plans)
Letterbox	Pre-formed letterbox
Clothesline	Folding clothesline (plan specific)
	(All external works to builders discretion)
Please note	
	Nostra Homes and Developments Pty Ltd standard specifications are subject to change without notice and we reserve the right to

## Inclusions.



Option 1. Mode



Timber Laminate Flooring  
Light Timberlook



Carpet  
Light Grey (100% Polyester)



Mineral Surface Benchtops  
Kitchen, Bathroom, Ensuite  
20mm Edge - Light Grey



Kitchen Overhead Cabinetry  
Light Timberlook




Kitchen Base Cabinetry  
Light Grey



Bathroom & Ensuite Base Cabinetry  
Light Timberlook



Walls Tiles  
Kitchen - White (Refer to plan for sizing)



Wall Tiles  
Laundry - White (Refer to plan for sizing)



Wet Area Floor & Wall Tiles  
Medium Grey



Paint Colour  
White



Blinds  
Blockout - White  
  
\*Note. Upgrade item for Premium Spec

Mode.

A light and soothing sanctuary.



# Option 1. Mode

Kitchen & Dining featuring the timber look laminate flooring option.

Lofty high ceilings

Overhead cupboards including feature open shelf

LED downlights throughout

20mm mineral surface benchtop

Timber laminate to main living areas

Artist Impression: Images used are for colour reference and material finish only, please refer to contract drawings. Image shown includes upgrade options. Note: undermount sink, and decor are not included. Overhead cupboard to fridge space is an upgrade to Premium specification. Render based on a Capri Series kitchen design.



# Option 1. Mode



Designer basins & tapware

Full floating laminate cabinets

20mm mineral surface benchtop

Oversized floor tiles

## Option 2. Luxe



Timber Laminate Flooring

---

Dark Timberlook



**Carpet**

---

Medium/Dark Grey  
(100% Polyester)

**Mineral Surface Benchtops**  
Kitchen, Bathroom, Ensuite  
20mm Edge - White



Kitchen Overhead Cabinetry

---

Dark Timberlook

Kitchen Base Cabinetry

---

Light Grey



Bathroom & Ensuite Base  
Cabinetry

---

Dark Timberlook

Wall Tiles

---

Kitchen - White  
(Refer to plan for sizing)

Wall Tiles

---

Laundry - White (Refer to plan for sizing)




Wet Area Floor & Wall Tiles

---

Medium Grey

Paint Colour  
White



**Blinds**

Blockout - White

\*Note. Upgrade item for Premium Spec

Luxe.

A moody and dramatic space.





# Option 2. Luxe

Kitchen & Dining featuring the timber look laminate flooring option.

Lofty high ceilings

Overhead cupboards including feature open shelf

LED downlights throughout

20mm mineral surface benchtop

Timber laminate to main living areas

Artist Impression: Images used are for colour reference and material finish only, please refer to contract drawings. Image shown includes upgrade options. Note: undermount sink, and decor are not included. Overhead cupboard to fridge space is an upgrade to Premium specification. Render based on a Capri Series Kitchen design.



## Option 2. Luxe



Designer basins & tapware

Full floating laminate cabinets

20mm mineral surface benchtop

Oversized floor tiles

Standard Fittings & Fixtures.



Standard Kitchen Tapware Inclusions

01	Sink Mixer	Chrome Gooseneck Mixer
02	Sink	Chrome Double Bowl Sink with Side Drainer

Standard Bathroom, Ensuite, Powder-room Inclusions

03	Basin Mixer	Chrome Vessel Mixer
04	Basin	White Round Above Counter basin
05	Shower Outlet	Chrome Shower on Rail
06	Shower and Bath Mixer	Chrome Mixer
07	Bath Outlet	Chrome Wall Bath Outlet
08	Bath*	White Acrylic Tub
09	Vanity (Powder)	White Wall Basin
10	Toilet Suite	White Close Coupled Toilet Suite
11	Towel Rail	Chrome 600mm Double Towel Rail
12	Toilet Roll Holder	Chrome Toilet Roll Holder
13	Robe Hook Round Plate	Chrome (if applicable)

Standard Laundry Inclusions

14	Laundry Mixer	Chrome Mixer
15	Laundry Trough	Freestanding

Standard Internal Inclusions

16	Digital Entrance Lock	Black
17	Internal Door Handle	Brushed Chrome
18	Robe/ Linen Handle	Brushed Chrome

Standard Appliance Inclusions

19	Rangehood	Stainless Steel Fisher & Paykel Concealed Undermount Rangehood
20	Cooktop	Black 600mm Fisher & Paykel Induction Cooktop
21	Oven	Black 600mm Fisher & Paykel Built-in Oven
22	Dishwasher	Stainless Steel 600mm Fisher & Paykel Underbench Dishwasher

\* Freestanding bath is floorplan specific, bath/shower combo applicable to specific designs.





Built for Living®

**Disclaimer** The information contained in this booklet to be used as a guide only. The booklet was completed prior to the engineering and construction of the particular home designs therefore design, engineering, dimensions, fittings and specifications are subject to change and will be specified in the final purchase and/or construction contract. The booklet includes features not supplied by Nostra Homes including without limitation landscaping, concrete driveways, fencing, water features and furniture. This booklet does not constitute part of an offer or contract. Prospective purchasers should rely on their own enquiries, legal advice and the contract of sale. Please contact our office if you have any questions regarding the property. © Nostra Homes and Developments. CDB-U 48474