



TOWNHOMES

PREMIUM COLOUR GUIDE

A seamless colour selection experience.

The Nostra Homes team and I are dedicated to deliver a premium level of service at every step of your Nostra Homes journey, enhancing and maximising your home building experience.



Anthony Caruana
Founder

The Nostra difference.

Delivering architecturally inspired design and craftsmanship.



Architecturally designed homes



Dedicated Customer Service Officer



12 Months RACV Home Assist



25 Year Structural Guarantee



Bespoke colour schemes



Trusted suppliers and construction method

Built for living.

NOTE All colours shown in this book are a guide only. Categories and colours are indicative and can be subject to change.

A seamless process.

1



Select design, colours and upgrades and pay your initial deposits

Pay your build deposit
Pay your land deposit

2



Sign contracts and pay full deposits

Build contract: balance of 5% deposit
Land contract: balance of 5% or 10% deposit (project specific)

3



Welcome to Nostra Homes

Nostra Homes Customer Care Manager will contact you and provide you with access to your personal 24/7 online portal, keeping you updated with your build progress at all times

4



Construction

Construction of your new build takes place, featuring quality inspections at each milestone

5



Completion & move in

25 Year Structural Guarantee
RACV Home Assist FREE for 12 months



General	
Guarantee	25 year structural guarantee
Construction	Dwelling constructed independently

Connections	
Taps	Garden Tap
Stormwater	Stormwater drains
Sewer	Sewer drains
Utilities	Electricity, gas and water connections
Fibre Optic	Fibre Optic provisions (does not include installation of Hub or final connections)
Costs	All connections exclude consumer connection fees and utility account opening fees

Foundations	
Site Costs	Fixed site costs (Includes rock and retaining walls) Note: Retaining walls are included for structural requirements only. Any retaining wall requirements for landscaping are not included.
Slab	Engineered concrete slab

Framing	
Wall Frames	Stabilised pine or steel wall frames with lintels and beams
Ceiling	Engineered designed roof trusses

Ceilings	
Single Storey	2740mm high ceilings
Double Storey	2590mm high ceilings to ground floor and 2440mm to upper levels
Plasterwork	Cove cornice to entire home

Windows	
Material	Aluminium windows
Locks	Keyed locks to all windows

Facade	
Facade	Facade as noted in approved architectural drawings

External Cladding	
Cladding	VBA compliant cladding

Roof	
Roof Pitch Materials (Flat Roof)	Metal sheet roofing Fascia, gutter, downpipes and cappings
Roof Pitch Materials (Pitched Roof)	Concrete roof tiles. Fascia, gutter, downpipes and cappings

Insulation/ 6 Star	
Wrap	Sisalation wall wrap
External Walls	Wall batts to external walls
Ceiling Cavity	Insulation wool to ceiling cavity of living areas
Gas Hot Water System	Gas solar hot water unit (note: when an estate requires recycled water connection, a gas continuous flow hot water unit will be supplied)

Garage	
Garage Door	Panel lift Garage door with 2 hand held and 1 wall mounted remote control

Staircase	
Stairs	MDF treads and risers with carpet (plan specific)

Doors/Furniture	
Entry	Solid core door with digital entrance lock
Internal	Flush panel doors with satin chrome passage handles and air cushioned door stops
Robes	Chrome knob to robe cupboards

Skirting/ Architraves	
Mouldings	67mm x 18mm Primed MDF skirting and architraves
Wet Area	Tiled Skirting 100mm to wet areas

Shelving	
Robes	x 1 melamine shelf with chrome hanging rails
Linen	x 3 melamine shelves
Pantry	x 4 melamine shelves

Electrical	
Safety Switches	Safety switches (residual current devices)
Smoke Detector(s)	Direct wired smoke detectors
Internal Light Points	LED downlights to home (as per plan)
External Lights	1 x Rear flood light
Exhaust Fans	Exhaust fans to areas with no openable window
Power Points	1 x Double powerpoint to each room (refer to Electrical Plans)
TV/Phone Point	1 x Television and phone point (refer to Electrical Plans)

Heating	
Heating Panels (Flat Roof)	Heating panels to all bedrooms and living Gas ducted heating with thermostat (number of points and unit size are floorplan specific) Note: Subject to gas availability. If no gas is available, heating panels will be provided.
Ducted Heating (Pitched Roof)	

Toilets	
Toilet Suite	Dual flush cisterns with Vitreous China pan
Toilet Roll	Toilet roll holders
Basin	Wall mounted basin with mirror to powder room (plan specific)

Bathroom and Ensuite	
Cabinetry	Laminate cabinets
Benchtops	20mm edging to benchtops (Mineral Crystalline Silica-Free Surface)
Basin/Tapware	Vitreous china designer basins with chrome flick mixers
Bath	White acrylic bath with chrome outlet and tap set (floorplan specific)
Mirror	Polished edge mirrors (size is width of vanities)
Shower Base	Pre-formed shower base to all showers (refer to plans for size)
Shower Screen	Framed pivot door screen to all showers
Shower Outlet	Wall mounted shower on rail with chrome mixer
Towel Holder	Double towel rail holder or 2no. hooks (plan specific)
Handles	Designer pull handles (where applicable)

Australian Made Kitchen	
Benchtops	20mm edging to benchtops (Mineral Crystalline Silica-Free Surface)
Doors/Drawers	Laminate panels and doors
Overhead Cupboards	Overhead cupboards above kitchen including feature open shelf
Sink	Stainless steel sink with chrome mixer
Handles	Designer pull handles (where applicable)

Appliances	
Oven	Bellissimo 600mm built-in oven
Cooktop	Bellissimo 600mm gas cooktop
Rangehood	Technika undermount rangehood
Dishwasher	600mm stainless steel dishwasher

Laundry	
Trough	Freestanding laundry trough with cabinet and chrome mixer

Flooring	
Flooring	Timber laminate (please refer to standard floorplan for locations)
Floor Tiles	Ceramic floor tiles to bathroom, toilet, ensuite and laundry
Carpet	Carpet to remainder (refer to standard plans)

Wall Tiles	
Kitchen	Ceramic wall tiles to above kitchen bench including behind feature shelving
Shower	Ceramic wall tiles to shower walls
Bath	Ceramic wall tiles bath edge to floor and above bathtub

Paint	
Ceiling	Premium 2 coat wall & 2 coat ceiling paint system
Timberwork	High gloss enamel to all interior wood work and doors
Cladding	2 coats to all exterior claddings

External	
Driveway	Concrete driveway (as per plan)
Landscaping	Full front and rear landscaping with plants, pebbles and mulch
Fencing	Fixed fencing to all boundaries to developers requirements (refer to plans)
Letterbox	Pre-formed letterbox
Clothesline	Folding clothesline (plan specific)

(All external works to builders discretion)

Please note	
	Nostra Homes and Developments Pty Ltd standard specifications are subject to change without notice and we reserve the right to substitute any items with equivalent products at anytime. Please note that various items that may be displayed in our homes may not be included in our standard specifications.

Where no recycled water is available in an estate, purchasers will be provided with an all electric home with no gas appliances. This includes an electric heat pump, electric oven, electric ceramic cooktop and no provision for gas connection.

Inclusions.

Option 1. Mode



Timber Laminate Flooring
Light Timberlook




Carpet
Light Grey (100% Polyester)



Mineral Surface Benchtops
Kitchen, Bathroom, Ensuite
20mm Edge - Light Grey



Kitchen Overhead Cabinetry
Light Timberlook




Kitchen Base Cabinetry
Light Grey



Bathroom & Ensuite Base Cabinetry
Light Timberlook



Walls Tiles
Kitchen - White (Refer to plan for sizing)



Wall Tiles
Laundry - White (Refer to plan for sizing)



Wet Area Floor & Wall Tiles
Medium Grey



Paint Colour
White



Bath Hob
Medium Grey

Mode.

A light and soothing sanctuary.



Option 1. Mode

Kitchen & Dining featuring the timber look laminate flooring option.

Lofty High Ceilings

Overhead cupboards including feature open shelf

LED downlights throughout

20mm Mineral Surface benchtop

Timber Laminate to main living areas

Option 1. Mode



Designer Basins & Tapware

Full Floating Laminate Cabinets

20mm Mineral Surface benchtop

Oversized floor tiles

Artist Impression: Images used are for colour reference and material finish only, please refer to contract drawings. Items shown include upgrade options.
Note: Freestanding bath, tiled shower base, tapware, wall tiles, square set ceiling are upgrade items.


Option 2. Luxe



Timber Laminate Flooring
Dark Timberlook




Carpet
Medium/Dark Grey
(100% Polyester)



Mineral Surface Benchtops
Kitchen, Bathroom, Ensuite
20mm Edge - White



Kitchen Overhead Cabinetry
Dark Timberlook




Kitchen Base Cabinetry
Light Grey



Bathroom & Ensuite Base Cabinetry
Dark Timberlook



Wall Tiles
Kitchen - White
(Refer to plan for sizing)



Wall Tiles
Laundry - White (Refer to plan for sizing)



Wet Area Floor & Wall Tiles
Medium Grey



Paint Colour
White



Bath Hob
Medium Grey

Luxe.

A moody and dramatic space.



Option 2. Luxe

Kitchen & Dining featuring the timber look laminate flooring option.

Lofty High Ceilings

Overhead cupboards including feature open shelf

LED downlights throughout

20mm Mineral Surface benchtop

Timber Laminate to main living areas

Artist Impression: Images used are for colour reference and material finish only, please refer to contract drawings. Items shown include upgrade options.

Option 2. Luxe

Designer Basins & Tapware

Full Floating Laminate Cabinets

20mm Mineral Surface benchtop

Oversized floor tiles

Option 3. Coastal



Timber Laminate Flooring
Dark Timberlook



Carpet
Light Grey (100% Polyester)



Mineral Surface Benchtops
Kitchen, Bathroom, Ensuite
20mm Edge - White



Wet Area Floor & Wall Tiles
Medium Grey



Kitchen, Bathroom, Ensuite
Dark Grey



Kitchen Overhead Cabinetry
Light Grey



Kitchen Wall Tiles
White



Laundry
White Satin Finish



Paint Colour
White



Blinds
Blockout - White



Cabinetry Handles
Cabinetry Doors & Drawers
(Includes Overhead Cabinetry)

Coastal.

A calming retreat.



Option 3. Coastal

Kitchen & Dining featuring the timber look laminate flooring option.

Overhead cupboards including feature open shelf

Lofty High Ceilings

LED downlights throughout

20mm Mineral Surface Benchtop

Timber Laminate to main living areas

UPGRADE

Artist Impression: Images used are for colour reference and material finish only, please refer to contract drawings. Items shown include upgrade options.

Option 3. Coastal

UPGRADE

Designer Basins & Tapware

Full Floating Laminate Cabinets

20mm Mineral Surface benchtop

Oversized floor tiles

Artist Impression: Images used are for colour reference and material finish only, please refer to contract drawings. Items shown include upgrade options.
Note: Freestanding bath, tiled shower base, tapware, wall tiles, square set ceiling are upgrade items.

Standard Fittings & Fixtures.



Standard Kitchen Tapware Inclusions

01	Sink Mixer	Chrome Gooseneck Mixer
02	Sink	Chrome Double Bowl Sink with Side Drainer

Standard Bathroom, Ensuite, Powder-room Inclusions

03	Basin Mixer	Chrome Vessel Mixer
04	Basin	White Round Above Counter basin (400mm)
05	Shower Outlet	Chrome Shower on Rail
06	Shower and Bath Mixer	Chrome Mixer
07	Bath Outlet	Chrome Wall Bath Outlet
08	Bath	White Acrylic Tub (1525mm)
09	Shower Base	Preformed Shower Base
10	Vanity (Powder)	White Wall Basin
11	Toilet Suite	White Close Coupled Toilet Suite
12	Towel Rail	Chrome 600mm Double Towel Rail
13	Toilet Roll Holder	Chrome Toilet Roll Holder
14	Robe Hook Round Plate	Chrome (if applicable)

Standard Laundry Inclusions

15	Laundry Mixer	Chrome Mixer
16	Laundry Trough	Freestanding

Standard Internal Inclusions


17	Digital Entrance Lock	Black
18	Internal Door Handle	Brushed Chrome
19	Robe/ Linen Handle	Brushed Chrome

Standard Appliance Inclusions

21	Rangehood	Tecknika Concealed Undermount Rangehood
21	Cooktop	Bellissimo 600mm Gas Cooktop
22	Oven	Bellissimo 600mm Built-in Oven
23	Dishwasher	Stainless Steel 600mm Underbench Dishwasher

Black Interior Upgrade Pack.

01



02



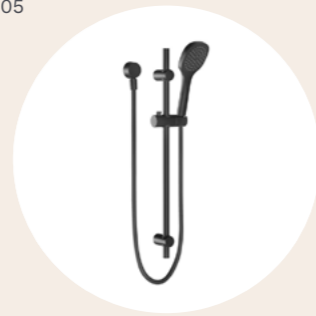
03



04




05



06




07




08




09



10



11



Standard Black Kitchen Tapware Inclusions

01 Sink Mixer Black Matte Gooseneck Mixer

Standard Black Bathroom, Ensuite, Powder-room Inclusions

02 Shower and Bath Mixer Black Matte Vessel Mixer
 03 Basin Mixer Black Matte Mixer
 04 Bath Outlet Black Matte Wall Bath Outlet
 05 Shower Outlet Black Matte Shower on Rail
 06 Framed Shower screen Black Matte Framed Shower Screen
 07 Toilet Roll Holder Black Matte Toilet Roll Holder
 08 Towel Rail Black Matte 600mm Double Towel Rail

Standard Black Internal Inclusions

09 Internal Door Handle Black Matte Handle
 10 Robe Hook Round Plate Black Matte (if applicable)
 11 Robe/Linen Door Handle Black Matte Knob



Upgrade Options.

01



02



03



04



05



06



07



08



09



10



11



Upgrade Kitchen Tapware Options

01	Sink Mixer	Chrome/Black Vezz Flexible Hose
02	Sink Mixer	Matte Black Vezz Flexible Hose
03	Undermount Sink	Matte Black Double Bowl
04	Undermount Sink	Chrome Double Bowl

Upgrade Bathroom, Ensuite, Powder-room Options

05	Mirror	Pill shaped LED mirror
06	Cabinetry	Pill shaped Shaving Cabinet
07	Vanity (Powder)	White Wall Basin

Upgrade Appliance Options

08-10	Appliances	Matte Black Smeg Appliances
-------	------------	-----------------------------

Upgrade Lighting

11	Kitchen Downlight	White Round
----	-------------------	-------------



Step 2. Upgrades

#	Item	Price (inc. Gst)	
KITCHEN/BATHROOM/PDR UPGRADES			
1	Provide 40mm Mineral Surface edging to kitchen bench in lieu 20mm	\$920	<input type="radio"/>
2	Provide 40mm Mineral Surface edging to bathroom and ensuite in lieu 20mm	\$620	<input type="radio"/>
3	Provide mirrored splashback to kitchen	\$1,940	<input type="radio"/>
4	Provide overhead cupboard to kitchen in lieu of open shelf	\$960	<input type="radio"/>
5	Provide overhead cupboard to fridge space with wine rack in lieu of open space	\$1,200	<input type="radio"/>
6	Provide stainless steel undermount sink	\$1,220	<input type="radio"/>
7	Provide black undermount sink	\$1,440	<input type="radio"/>
8	Provide Kitchen Mosaic tiled splashback	\$850	<input type="radio"/>
9	Provide 900mm Bellissimo appliances in lieu of standard	\$1,920	<input type="radio"/>
10	Provide 600mm Smeg appliances \$3,500 Provide 900mm Smeg appliances \$4,900 Size:	\$	<input type="radio"/>
11	Provide electric induction cooktop in lieu of ceramic cooktop Note: If gas isn't available	\$740	<input type="radio"/>
12	Provide finger pull cabinetry and doors to kitchen and bathroom/ ensuite	\$740	<input type="radio"/>
13	Provide privacy snib to powder/bathroom/ensuite door handles	\$390	<input type="radio"/>
14	Provide soap niche (400mm x 400mm) to bathroom or ensuite \$600 each Qty: Location:	\$	<input type="radio"/>
15	Provide floor to ceiling tiles to bathroom (three walls as per floor tiles with a white tile feature wall to rear/mirror location - refer to bathroom upgrade image)	\$2,600	<input type="radio"/>
16	Provide floor to ceiling tiles to powder (three walls as per floor tiles with a white tile feature wall to toilet wall)	\$1,800	<input type="radio"/>
17	Provide floor to ceiling tiles to ensuite (three walls as per floor tiles with a white tile feature wall to rear/mirror location - refer to bathroom upgrade image)	\$2,600	<input type="radio"/>
18	Provide tiled shower bases to all showers	\$1,900	<input type="radio"/>
19	Provide semi frameless shower screens throughout	\$980	<input type="radio"/>
20	Provide freestanding bathtub to bathroom in lieu of standard	\$2,400	<input type="radio"/>
21	Provide capped water point to kitchen fridge space	\$490	<input type="radio"/>
22	Black Interior Pack	\$2,700	<input type="radio"/>
23	Kitchen Vezz flexible hose sink mixer Chrome or black	\$425	<input type="radio"/>
24	LED pill shaped mirror with full tiling on wall of mirror only \$1,950 each Qty: Location:	\$	<input type="radio"/>
25	Pill shaped shaving cabinet with 1 row of tiles \$840 each Qty: Location:	\$	<input type="radio"/>
26	Black Smeg appliance package (includes dishwasher) Note: Item 8 must be selected	\$1,790	<input type="radio"/>
27	Coastal interior design scheme	\$6,999	<input type="radio"/>
INTERNAL UPGRADES			
28	Provide sliding flush panel robe door to bedroom in lieu of standard hinged to bedroom robe \$660 each Qty: Location:	\$	<input type="radio"/>
29	Provide framed mirrored sliding robe door in lieu of standard hinged to bedroom robe \$990 each Qty: Location:	\$	<input type="radio"/>
30	Provide mesh flydoor to rear sliding door \$590 each Qty:	\$	<input type="radio"/>
31	Provide KDHW timber staircase in lieu of standard (clear finish only) - floorplan specific	\$5,600	<input type="radio"/>
32	Provide laminate benchtop and cupboard to laundry	\$1,120	<input type="radio"/>
33	Provide tiles to living areas in lieu of timber laminate	\$1,800	<input type="radio"/>
34	Provide tiles/floorboards to living area in lieu of carpet (plan specific refer to plan)	\$950	<input type="radio"/>
35	Provide upgrade carpet (Dark Grey - 100% Nylon) with 10mm carpet underlay	\$3,470	<input type="radio"/>
36	Provide Belray suntube (500mm diameter) to bathroom/ensuite \$1520 each Qty: Location:	\$	<input type="radio"/>
37	Provide hinged door to master bedroom robe or ensuite (plan specific) \$590 Qty: Location:	\$	<input type="radio"/>
38	Provide square set cornices to ground floor only	\$2,200	<input type="radio"/>

39	Provide square set cornices to first floor only	\$2,620	<input type="radio"/>
40	Provide blinds and flyscreens throughout	\$4,900	<input type="radio"/>
41	Provide blind to sliding door \$410 each Qty: Location:	\$	<input type="radio"/>
42	Provide manual roller door to rear of garage (floorplan specific)	\$3,400	<input type="radio"/>
ELECTRICAL UPGRADES			
43	Provide a 32amp circuit to garage for future electric car charging point installation (Includes 3 Phase power upgrade and 8mm core cable)	\$2,700	<input type="radio"/>
44	Provide split system to living area	\$3,750	<input type="radio"/>
45	Provide alarm system (back to base system with 3 detectors)	\$1,480	<input type="radio"/>
46	Provide light/fan/heater combo in lieu of exhaust fan to bathroom and ensuite	\$480	<input type="radio"/>
47	Provide LED strip light to kitchen (under rangehood and shelving)	\$590	<input type="radio"/>
48	Provide electrical package to home including: 10 pack of additional double powerpoints to home (locations as per GPO upgrade standard plan), TV point to master bedroom and second living (floorplan specific), 1 additional data point, 1 additional phone point (locations as per data upgrade standard plan)	\$1,420	<input type="radio"/>
49	Provide surface mounted feature lights above island bench (x3)	\$675	<input type="radio"/>
50	Provide Excel Life light switch range throughout dwelling in lieu of standard White or black	\$660	<input type="radio"/>
51	Provide ceiling fan with light in lieu of downlights to bedroom \$700 each Qty:	\$	<input type="radio"/>
52	Provide 2.5kW split system in lieu of standard electric panel heating Note: the condensers to be located externally to the ground floor in builders preferred location \$2,800 each Qty: Location:	\$	<input type="radio"/>
53	Provide an upgrade to a multi head condenser in lieu of standard (condenser per split system): multi head unit for 2 split systems (1 upgraded unit required)	\$2,800	<input type="radio"/>
	multi head unit for 3 split systems (2 upgraded units required)	\$3,800	<input type="radio"/>
	multi head unit for 4 split systems (3 upgraded units required)	\$4,400	<input type="radio"/>
	multi head unit for 5 split systems (includes unit upgrade due to number of split systems - 4 upgraded units required)	\$6,700	<input type="radio"/>
54	Provide evaporative cooling to home (Applicable to pitched roof designs only Size, No. of points and outlets floorplan specific - to first floor of double storeys only)	\$5,600	<input type="radio"/>
TOTAL		\$	

Client Signature	Date
Client Signature	Date

Your selection.

- 1 Mode
- 2 Luxe
- 3 Coastal (Upgrade)

Total value of upgrade selection _____

Sales Consultant _____

Customer name _____

Property address _____

Customer signature _____

Date _____

STEP ONE

STEP TWO

STEP THREE

NOSTRA
HOMES

Architectural designs, built with purpose.

Disclaimer The information contained in this booklet to be used as a guide only. The booklet was completed prior to the engineering and construction of the particular home designs therefore design, engineering, dimensions, fittings and specifications are subject to change and will be specified in the final purchase and/or construction contract. The booklet includes features not supplied by Nostra Homes including without limitation landscaping, concrete driveways, fencing, water features and furniture. This booklet does not constitute part of an offer or contract. Prospective purchasers should rely on their own enquiries, legal advice and the contract of sale. Please contact our office if you have any questions regarding the property. © Nostra Homes and Developments.